DN058B 220-240V L100 SQ 1xLED6/840 PSU

1 x 580 lm

Polar intensity diagram

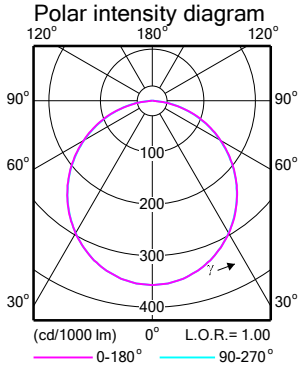

Quantity estimation diagram

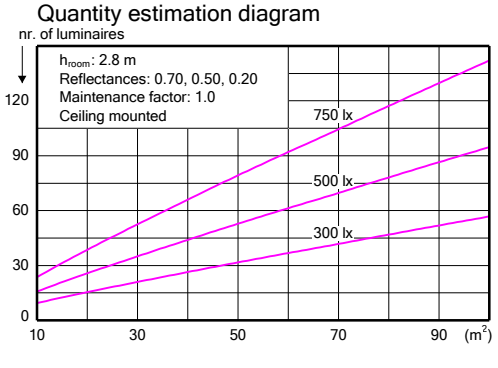

UGR diagram

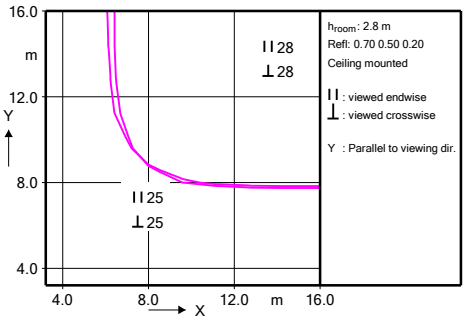

Light output ratio 1.00
Service upward 0.00
Service downward 1.00

CIE flux code 47 79 96 100 100

UGRcen (4Hx8H, 0.25H) 26

Utilisation factor table

Room Index k	Reflectances for ceiling, walls and working plane (CIE)										
	0.80	0.80	0.70	0.70	0.70	0.70	0.50	0.50	0.30	0.30	0.00
	0.50	0.50	0.50	0.50	0.50	0.30	0.30	0.10	0.30	0.10	0.00
	0.30	0.10	0.30	0.20	0.10	0.10	0.10	0.10	0.10	0.10	0.00
0.60	0.48	0.46	0.47	0.46	0.45	0.38	0.37	0.32	0.37	0.32	0.30
0.80	0.59	0.55	0.58	0.56	0.55	0.47	0.46	0.41	0.46	0.41	0.39
1.00	0.68	0.63	0.66	0.64	0.62	0.55	0.54	0.49	0.53	0.49	0.46
1.25	0.77	0.70	0.75	0.72	0.69	0.62	0.61	0.56	0.60	0.56	0.54
1.50	0.83	0.75	0.81	0.78	0.74	0.68	0.67	0.62	0.66	0.62	0.59
2.00	0.93	0.83	0.91	0.86	0.82	0.77	0.75	0.71	0.74	0.71	0.68
2.50	1.00	0.88	0.97	0.92	0.87	0.82	0.81	0.77	0.80	0.76	0.74
3.00	1.05	0.92	1.02	0.96	0.90	0.86	0.85	0.82	0.83	0.81	0.78
4.00	1.11	0.96	1.07	1.01	0.95	0.91	0.90	0.87	0.88	0.86	0.83
5.00	1.14	0.98	1.11	1.04	0.97	0.94	0.93	0.90	0.91	0.89	0.86

Ceiling mounted

Luminance Table

Plane / Cone	0.0	45.0	90.0
45.0	20150	18310	20090
50.0	18925	16968	18848
55.0	17582	15532	17488
60.0	16090	13968	15960
65.0	14393	12244	14217
70.0	12403	10311	12201
75.0	9896	8063	9836
80.0	6433	5269	7063
85.0	1860	1818	3412
90.0	58	50	37

(cd/m2)

2025-05-29

DN058B 220-240V L150 SQ 1xLED13/840 PSU

1 x 1250 lm

Polar intensity diagram

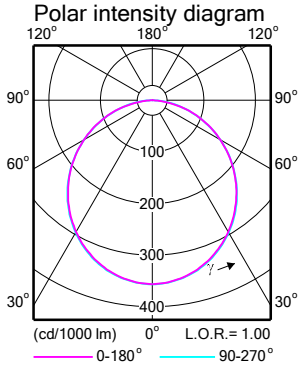

Quantity estimation diagram

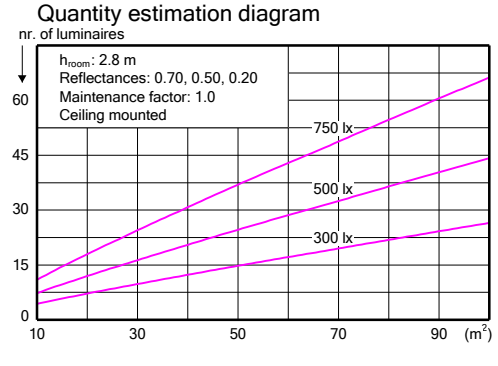

UGR diagram

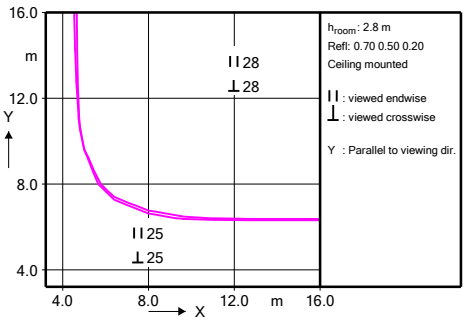

Light output ratio 1.00
Service upward 0.00
Service downward 1.00

CIE flux code 47 78 95 100 100

UGRcen (4Hx8H, 0.25H) 26

Utilisation factor table

Room Index k	Reflectances for ceiling, walls and working plane (CIE)										
	0.80	0.80	0.70	0.70	0.70	0.70	0.50	0.50	0.30	0.30	0.00
	0.50	0.50	0.50	0.50	0.50	0.30	0.30	0.10	0.30	0.10	0.00
	0.30	0.10	0.30	0.20	0.10	0.10	0.10	0.10	0.10	0.10	0.00
0.60	0.48	0.46	0.47	0.46	0.45	0.38	0.37	0.33	0.37	0.33	0.31
0.80	0.59	0.55	0.58	0.56	0.55	0.47	0.46	0.41	0.46	0.41	0.39
1.00	0.68	0.63	0.66	0.64	0.62	0.55	0.54	0.49	0.53	0.48	0.46
1.25	0.76	0.70	0.75	0.72	0.69	0.62	0.61	0.56	0.60	0.56	0.53
1.50	0.83	0.75	0.81	0.77	0.74	0.68	0.67	0.62	0.65	0.61	0.59
2.00	0.93	0.83	0.90	0.86	0.82	0.76	0.75	0.71	0.74	0.70	0.68
2.50	0.99	0.88	0.97	0.91	0.87	0.82	0.80	0.77	0.79	0.76	0.73
3.00	1.04	0.91	1.01	0.95	0.90	0.86	0.84	0.81	0.83	0.80	0.77
4.00	1.10	0.95	1.07	1.00	0.94	0.91	0.89	0.86	0.87	0.85	0.83
5.00	1.14	0.98	1.10	1.03	0.97	0.94	0.92	0.90	0.90	0.88	0.86

Ceiling mounted

Luminance Table

Plane / Cone	0.0	45.0	90.0
45.0	20852	19228	20992
50.0	19715	17952	19793
55.0	18456	16570	18506
60.0	17053	15054	17046
65.0	15429	13345	15357
70.0	13493	11401	13380
75.0	11078	9178	11042
80.0	7739	6506	8229
85.0	3043	2991	4676
90.0	111	91	99

(cd/m2)

2025-05-29

DN058B 220-240V L200 SQ 1xLED18/840 PSU

1 x 1800 lm

Polar intensity diagram

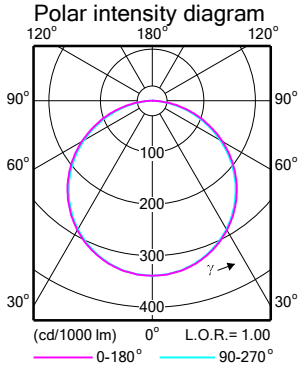

Quantity estimation diagram

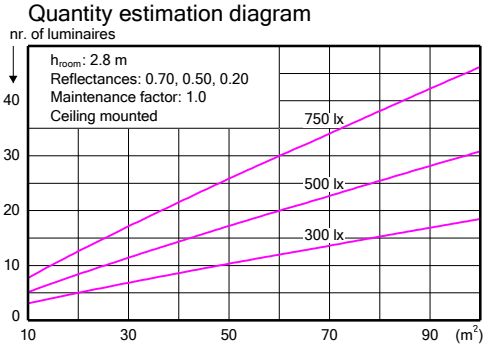

UGR diagram

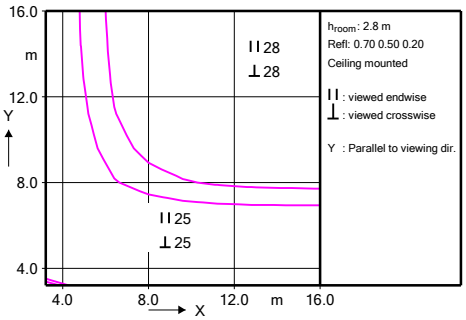

Light output ratio	1.00
Service upward	0.00
Service downward	1.00
CIE flux code	46 77 95 100 100
UGRcen (4Hx8H, 0.25H)	26

Utilisation factor table

Room Index k	Reflectances for ceiling, walls and working plane (CIE)										
	0.80	0.80	0.70	0.70	0.70	0.70	0.50	0.50	0.30	0.30	0.00
	0.50	0.50	0.50	0.50	0.50	0.30	0.30	0.10	0.30	0.10	0.00
	0.30	0.10	0.30	0.20	0.10	0.10	0.10	0.10	0.10	0.10	0.00
0.60	0.48	0.45	0.47	0.46	0.45	0.37	0.37	0.32	0.36	0.32	0.30
0.80	0.58	0.55	0.57	0.56	0.54	0.46	0.46	0.41	0.45	0.40	0.38
1.00	0.67	0.62	0.66	0.63	0.61	0.54	0.53	0.48	0.52	0.48	0.45
1.25	0.76	0.69	0.74	0.71	0.68	0.61	0.60	0.55	0.59	0.55	0.53
1.50	0.82	0.75	0.80	0.77	0.74	0.67	0.66	0.61	0.65	0.61	0.58
2.00	0.92	0.82	0.90	0.85	0.81	0.76	0.74	0.70	0.73	0.69	0.67
2.50	0.99	0.87	0.96	0.91	0.86	0.81	0.80	0.76	0.79	0.75	0.73
3.00	1.04	0.91	1.01	0.95	0.90	0.85	0.84	0.81	0.82	0.80	0.77
4.00	1.10	0.95	1.07	1.00	0.94	0.91	0.89	0.86	0.87	0.85	0.82
5.00	1.14	0.98	1.10	1.03	0.97	0.94	0.92	0.90	0.90	0.88	0.86

Ceiling mounted

Luminance Table

Plane / Cone	0.0	45.0	90.0
45.0	17472	16292	17203
50.0	16786	15483	16471
55.0	15989	14559	15612
60.0	15039	13483	14562
65.0	13883	12213	13316
70.0	12475	10702	11779
75.0	10688	8869	9871
80.0	8299	6644	7486
85.0	4596	3643	4343
90.0	227	244	124

(cd/m2)

2025-05-29

DN058B 220-240V L275 SQ 1xLED22/840 PSU

1 x 2200 lm

Polar intensity diagram

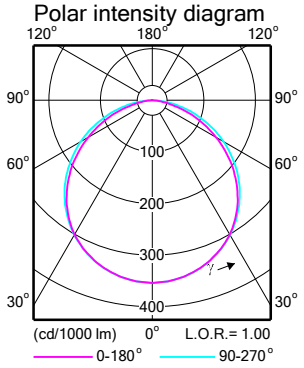

Quantity estimation diagram

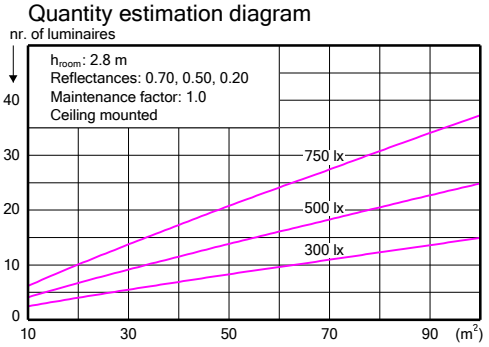

UGR diagram

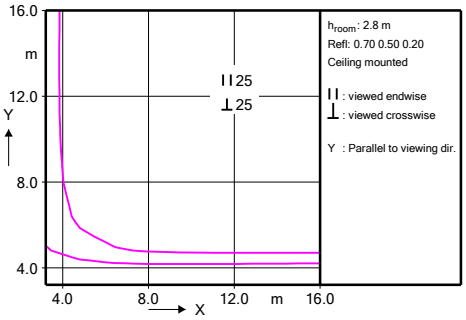

Light output ratio	1.00
Service upward	0.00
Service downward	1.00
CIE flux code	48 80 96 100 100
UGRcen (4Hx8H, 0.25H)	24

Utilisation factor table

Room Index k	Reflectances for ceiling, walls and working plane (CIE)										
	0.80	0.80	0.70	0.70	0.70	0.70	0.50	0.50	0.30	0.30	0.00
	0.50	0.50	0.50	0.50	0.50	0.30	0.30	0.10	0.30	0.10	0.00
	0.30	0.10	0.30	0.20	0.10	0.10	0.10	0.10	0.10	0.10	0.00
0.60	0.49	0.46	0.48	0.47	0.46	0.38	0.38	0.33	0.37	0.33	0.31
0.80	0.60	0.56	0.58	0.57	0.55	0.48	0.47	0.42	0.46	0.42	0.40
1.00	0.69	0.64	0.67	0.65	0.63	0.56	0.55	0.50	0.54	0.49	0.47
1.25	0.77	0.71	0.75	0.73	0.70	0.63	0.62	0.57	0.61	0.57	0.54
1.50	0.84	0.76	0.82	0.78	0.75	0.69	0.68	0.63	0.66	0.62	0.60
2.00	0.94	0.84	0.91	0.87	0.83	0.77	0.76	0.72	0.75	0.71	0.69
2.50	1.00	0.89	0.97	0.92	0.87	0.83	0.81	0.78	0.80	0.77	0.74
3.00	1.05	0.92	1.02	0.96	0.91	0.87	0.85	0.82	0.84	0.81	0.79
4.00	1.11	0.96	1.07	1.01	0.95	0.92	0.90	0.87	0.88	0.86	0.83
5.00	1.15	0.98	1.11	1.04	0.97	0.94	0.93	0.91	0.91	0.89	0.86

Ceiling mounted

Luminance Table

Plane / Cone	0.0	45.0	90.0
45.0	10952	10758	11326
50.0	10429	10221	10955
55.0	9731	9568	10505
60.0	8923	8873	9957
65.0	7909	7927	9270
70.0	6825	6956	8380
75.0	5058	5727	7252
80.0	3285	4426	5753
85.0	1477	2439	3526
90.0	117	164	104

(cd/m2)

2025-05-29